

# The HYPE wiki pages

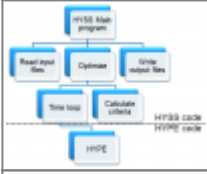

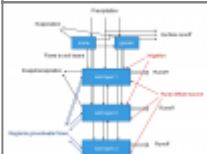
**Welcome to the HYPE wiki pages. HYPE is an open source dynamic integrated rainfall-runoff and nutrient transfer model developed and maintained by the Swedish Meteorological and Hydrological Institute (SMHI).**

HYPE is short for *HYdrological Predictions for the Environment*. This wiki provides documentation for the HYPE model.

## Available documentation

[HYPE model description](#) on this wiki. As exported [pdf-file](#).

[HYPE file reference](#) on this wiki. As exported [pdf-file](#).

	<p><a href="#">The structure of the HYPE code</a>. Download pdf-file with an overview of both HYSS and HYPE code structure.</p>
	<p><a href="#">Detailed code description</a>. Webpages describing Fortran-files, modules, data types and all procedures with their arguments and calls.</p>
	<p><a href="#">HYPE water balance</a>. Download pdf-file with description of the special water balance output. The file gives an overview of all water flows in HYPE.</p>

*NOTE: File reference pages and more technical parts are under development.*

## How to run HYPE

HYPE does not provide a graphical user interface. Users provide model set-up options and input data to HYPE using input text files. Model outputs are returned as text files as well. The compiled HYPE executable is run by double-clicking (on Windows) or by call from a command line (Windows or Linux). A system installation is not required. When invoked from the command line, HYPE takes two command line arguments: The search path to the folder where the [info.txt](#) file with model setup arguments is stored which has to be given, and a sequence number which is optional.

flag	argument
-infodir or -i	path
-sequence or -s	seqnr

The path can either be given as an absolute address or relative from the folder in which the program is started. The path may have a maximum of 200 characters and need surrounding apostrophes 'path' if blanks are included in the path. The search path should end with a slash. The sequence number is an integer between 0 and 999. The sequence number determines which forcing files to use. Seqnr 0

uses forcing files without sequence number. If no argument is found, the program tries to find a file `filedir.txt` in the starting folder and read the path to `info.txt` there. It is also possible to give the path as the only argument without the `-i` flag.

## Tutorials

Tutorials can be found on the [tutorial page](#), which will be expanded as more introductions are written. Some popular tutorials on the HYPE wiki pages are:

- [Short version on using HYPE](#)
- [HYPE set-up tutorial](#)
- [Updating with flow observations and more](#)